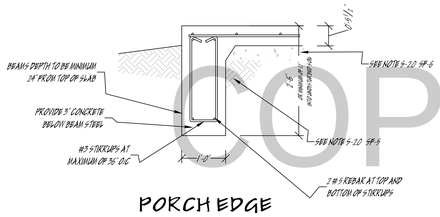

PORCH EDGE

A BEAM DETAIL
3/4" = 1' 0"

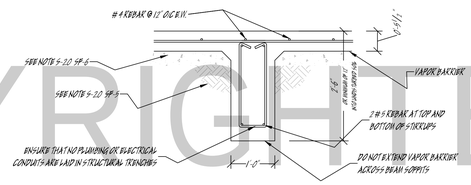

BEAM INTERSECTIONS

B BEAM DETAIL
3/4" = 1' 0"

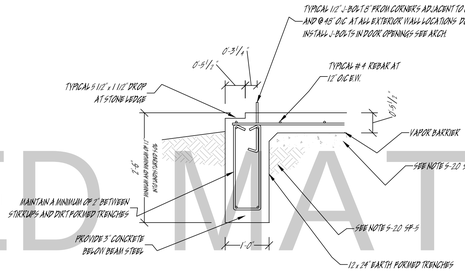

STONE LEDGE

C BEAM DETAIL
3/4" = 1' 0"

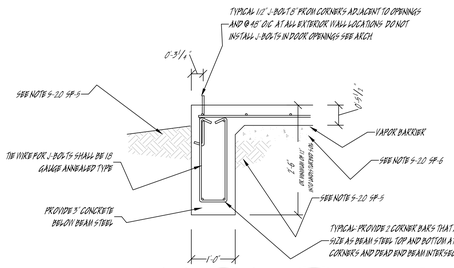

BUILDING EDGE

D BEAM DETAIL
3/4" = 1' 0"

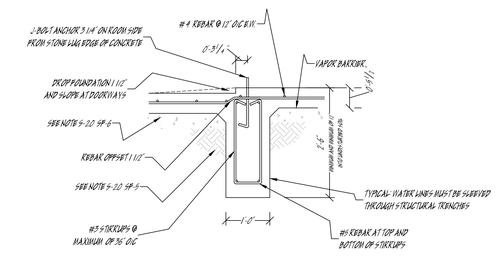

PORCH TO BUILDING

E BEAM DETAIL
3/4" = 1' 0"

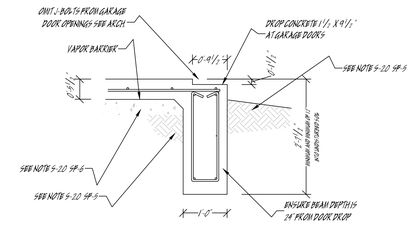

GARAGE DOOR DROP

F BEAM DETAIL
3/4" = 1' 0"

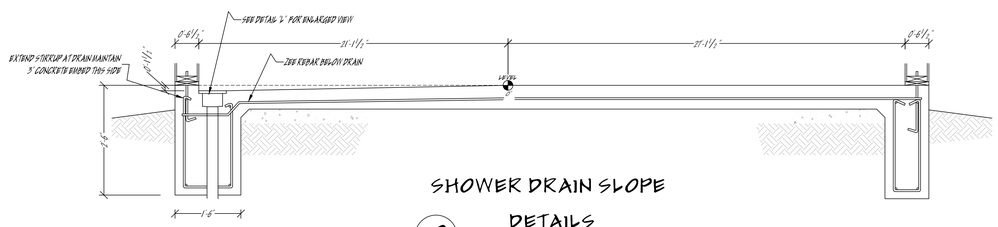

SHOWER DRAIN SLOPE

G DETAILS
3/4" = 1' 0"

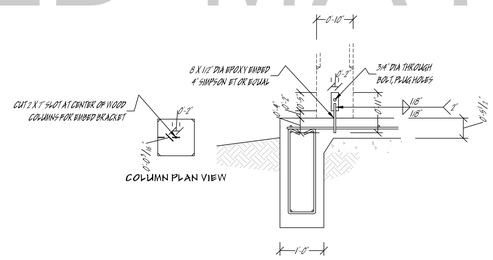

WOOD COLUMN FASTENERS

J BEAM DETAIL
3/4" = 1' 0"

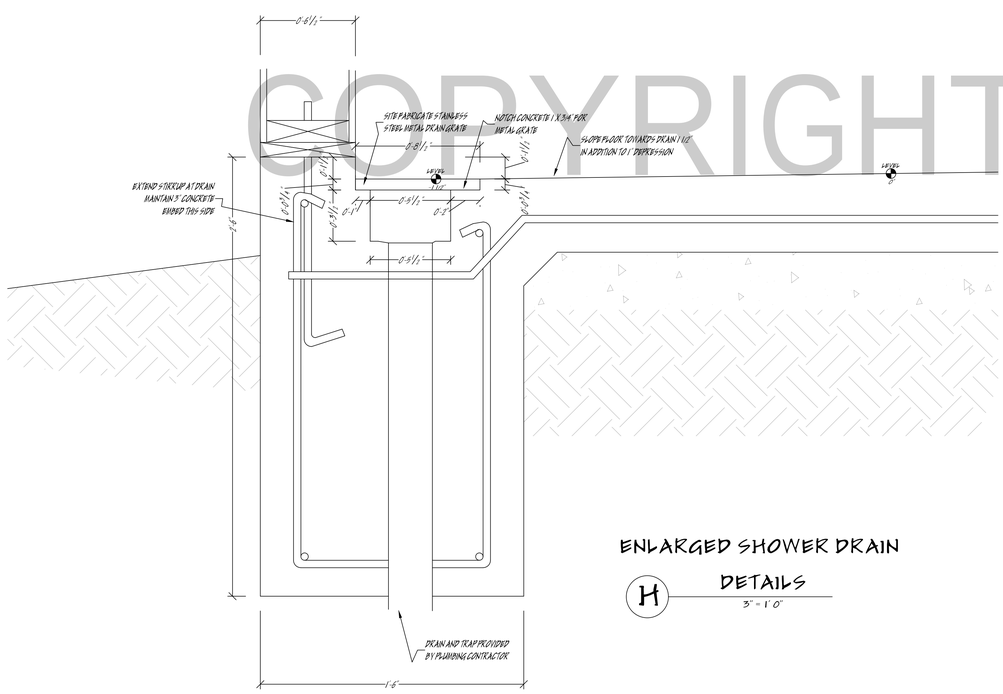

ENLARGED SHOWER DRAIN

H DETAILS
3" = 1' 0"

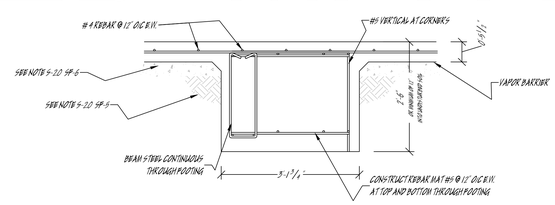

KITCHEN FIREPLACE

K DETAILS
3/4" = 1' 0"

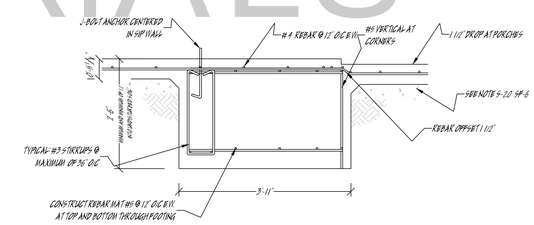

GREAT ROOM FIREPLACE

L DETAILS
3/4" = 1' 0"

GENERAL SELECT FILL NOTES

SF-1
BEFORE ANY CONSTRUCTION IS BEGUN, PERFORM ROUGH GRADING AND CUTSWALES SO THAT GROUNDS WILL DRAIN AWAY FROM BUILDING. MAINTAIN DRAINAGE DURING ALL PHASES OF CONSTRUCTION SO THAT STORM WATER WILL BE DIRECTED AWAY FROM THE BUILDING. KEEP EXCAVATIONS PUMPED FREE OF STORM WATER AT ALL TIMES.

SF-2
PRECAUTIONS SHALL BE TAKEN TO PROTECT OPEN EXCAVATIONS FROM EXCESSIVE LOSS OR GAIN IN NATURAL MOISTURE LEVEL PRIOR TO PLACEMENT OF BASE MATERIAL KEEP MOIST DURING DRY WEATHER AND KEEP STORM WATER PUMPED OUT, INCLUDING NIGHTS AND WEEKENDS DURING RAINS.

SF-3
IN AN AREA OCCUPIED BY THE BUILDING, PLUS FIVE FEET, REMOVE A MINIMUM OF 4" OF TOP SOIL AND VEGETATION. ALL VEGETATIVE MATERIALS, ROOTS ETC, MUST BE REMOVED / EXCAVATED FROM UNDER THE BUILDING FOOTPRINT. (DO NOT REUSE FOR FILL UNDER BUILDING). A MINIMUM OF 24" OF DARK BROWN/BLACK SOIL SHALL BE REMOVED FROM UNDER THE BUILDING SITE, THIS SOIL MAY BE USED FOR FINAL GRADING. REMOVE ADDITIONAL SOIL AS REQUIRED TO ASSURE THAT A MINIMUM OF 24" OF SELECT STRUCTURAL FILL IS PLACED UNDER THE ENTIRE BUILDING AREA.AT FINAL GRADING PROVIDE 12" OF CLAY FILL (PREVIOUSLY REMOVED BROWN/BLACK SOIL) FOR 10' AROUND ENTIRE PERIMETER SLOPED FOR POSITIVE DRAINAGE (6" IN 10')AWAY FROM FOUNDATION

SF-4
SCARIFY EXCAVATION TO A MINIMUM DEPTH OF 8" AND RE-COMPACT TO A MINIMUM OF 95% OF THE MAXIMUM DENSITY AS DETERMINED BY THE TEXAS DEPARTMENT OF TRANSPORTATION (Tx. D.O.T.) SPECIFICATION TX-113E OR WITHIN 1% BELOW AND 2% ABOVE OPTIMUM MOISTURE COMPACTION TEST, OR A.S.T.M. D-698-58 T.

SF-5
FOR A DISTANCE OF 5'-0" OUTSIDE THE BUILDING LINE, AND BEGINNING AT THE LOW END, BUILD UP TO WITHIN 6" OF THE UNDERSIDE OF THE SLAB WITH SELECT STRUCTURAL FILL. ALL FILL SHALL BE PLACED IN 8" LOOSE HORIZONTAL LIFTS AND COMPACTED TO A MINIMUM OF 95% OF THE MAXIMUM DENSITY AS DETERMINED BY Tx. D.O.T. SPECIFICATION, TX-113-E OR A.S.T.M. D-698 -58T, COMPACTION TEST. EXCESS FILL AT THE BUILDING PERIMETER SHALL BE CUT OUT AND GRADED TO COMPLY WITH FINISHED GRADE REQUIREMENT. NO DIRT FILL MAY BE USED UNDER THE BUILDING FOUNDATION. SELECT FILL CRITERIA, 8< PLASTICITY INDEX < 16 , LIQUID LIMIT < 40

SF-6
FOR A DISTANCE OF 2'-0" OUTSIDE THE BUILDING LINE, BUILD UP TO THE BOTTOM OF THE SLAB WITH 6" CRUSHED LIMESTONE CONFORMING TO (Tx. D.O.T.) SPECIFICATIONS, ITEM 247, TYPE "A", GRADE 2. (1993) EXCEPT THAT THE #40 SIEVE RETAINAGE MAY BE 50 TO 85 PERCENT, COMPACTED TO A MINIMUM OF 95% OF THE MAXIMUM DENSITY AS DETERMINED BY Tx. D.O.T. SPECIFICATION, TX-113-E OR A.S.T.M. D-698 -58T, COMPACTION TEST. NO DIRT FILL MAY BE USED UNDER THE BUILDING FOUNDATION.

SF-7
PERFORM ALL EARTHWORK DESCRIBED ABOVE BEFORE TRENCHING FOR GRADE BEAMS OR MECHANICAL LINES.

SF-8
AN INDEPENDENT TESTING LABORATORY MAY BE EMPLOYED TO TAKE DENSITY TESTS OF RE-COMPACTED SCARIFIED MATERIAL AND DENSITY TESTS OF EACH LIFT OF SELECT FILL AND CRUSHED LIMESTONE AT THE RATE OF ONE TEST PER 800 SQUARE FEET.

COPYRIGHTED MATERIALS
COPYRIGHTED MATERIALS
COPYRIGHTED MATERIALS
COPYRIGHTED MATERIALS DO NOT DUPLICATE

Reviewed By:
Special Client
1/24/2026

Drawn By:
James Kenalty
1/24/2026

Project Start Date:
01/24/2026

Riverside Home Designs & Drafting Services
2228 Washington St. Kerrville, Texas 78028
www.riversidehomedesigns.com
info@riversidehomedesigns.com
830-895-2993

COPYRIGHT © 1984 - 2026 BY RIVERSIDE DESIGNS. ALL RIGHTS RESERVED. NO PART OF THESE PLANS MAY BE TRANSMITTED, REPRODUCED, TRANSLATED, TRANSCRIBED, INTO ANY OTHER FORM OR BY ANY OTHER MEANS, MECHANICAL, ELECTRONIC, MAGNETIC, OPTICAL, CHEMICAL, MANUAL, OR OTHERWISE. WITHOUT THE PRIOR WRITTEN PERMISSION OF RIVERSIDE DESIGNS, 2228 WASHINGTON ST., KERRVILLE, TEXAS 78028. RIVERSIDE DESIGNS PROVIDES THIS DOCUMENT "AS IS" WITHOUT WARRANTY OF ANY KIND, EITHER IMPLIED OR EXPRESS, INCLUDING BUT NOT LIMITED TO THE IMPLIED WARRANTIES OF MERCHANTABILITY FOR A PARTICULAR PURPOSE. BUYER BEWARE.

CUSTOM SIP HOME DESIGN FOR
SPECIAL CLIENT
JACK RANCH
SOME COUNTY, TEXAS

DRAWING SEALED BY:
N·C·B·D·C
NATIONAL COUNCIL OF BUILDING DESIGN CERTIFICATORS
JAMES KENALTY
CERTIFICATION NO. 44-828
January 24, 2026

SCALE:
AS NOTED

DETAILS
SHEET
S-2.0